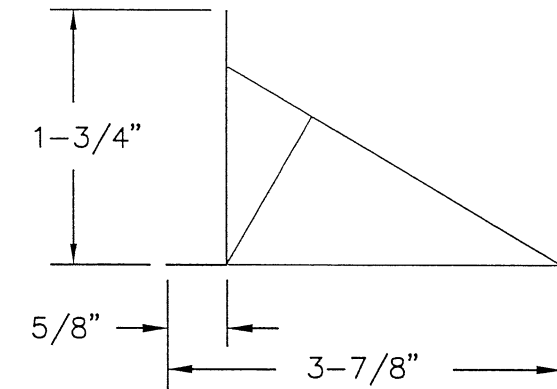


**NOTE**  
ALL PAVER EDGES WILL BE RIGID UNLESS OTHERWISE SPECIFIED.



TYPICAL SECTION

RIGID

PAVER EDGE INSTALLATION



PAVER EDGE

CONCRETE COLOR CHART \*

INTEGRAL COLOR	INCRETE SYSTEMS COLORCRETE	RED 20 LBS. PER C.Y. TILE RED	GRAY 15 LBS. PER C.Y. CHARCOAL GRAY
COLOR HARDENER	INCRETE SYSTEMS COLOR HARDENER	AB RED	AB GRAY
RELEASE AGENT	INCRETE SYSTEMS COLOR RELEASE	SUN GRAY	DARK GRAY
SEALANT	INCRETE SYSTEMS CLEAR SEAL	YES	YES
90° HERRING-BONE	KRAFT TOOL CO. NEW HERRINGBONE BRICK TOOL #CC505R	YES	YES

- \* 1. BRAND NAMES LISTED ABOVE ESTABLISH A STANDARD. OTHER COMBINATIONS REQUIRE THE ENGINEER'S APPROVAL.
- 2. CONTRACTOR SHALL ENSURE COLOR MATCH BETWEEN CONCRETE AND PAVERS BY SUBMITTAL OF A 4' X 4' ON-SITE SAMPLE FOR THE ENGINEER'S APPROVAL PRIOR TO PLACEMENT OF STAMPED CONCRETE OR BRICK PAVERS.

F:\STDDWGS\utilcvr\pavredge.dwg



1	REVISIONS AS MARKED OR CLOUDED	8/24/01
0	INITIAL ISSUE	12/10/99
NO.	REVISION	DATE

**CITY OF CHATTANOOGA AND HAMILTON COUNTY**  
**PAVER EDGE DETAILS AND COLOR CHART**

DATE OF ORIGINAL ISSUE  
**DECEMBER 10, 1999**

STANDARD NUMBER: **SD-503.01**